

GENERADORES DE VACÍO

VACUUM GENERATORS

MONOETAPA
MONOSTAGE

K2BE



CARACTERÍSTICAS · CHARACTERISTICS

Depresión máx. <i>Max vacuum degree</i>	[mbar]
Máx. caudal aspirado <i>Max suction air flow</i>	[NI/min]
Caudal consumido <i>Air flow consumption</i>	[NI/min]
Presión de alimentación <i>Supply pressure</i>	[bar]
Nivel de ruido en carga <i>Working Noise level</i>	[dB]
Potencia absorbida <i>Power consumption</i>	[W]
Puerto de alimentación <i>Supply port</i>	
Puerto de vacío <i>Vacuum port</i>	
Materiales <i>Materials</i>	
Temperatura de trabajo <i>Working Temperature</i>	[°C]
Peso <i>Weight</i>	[g]

CÓMO PEDIR · HOW TO ORDER

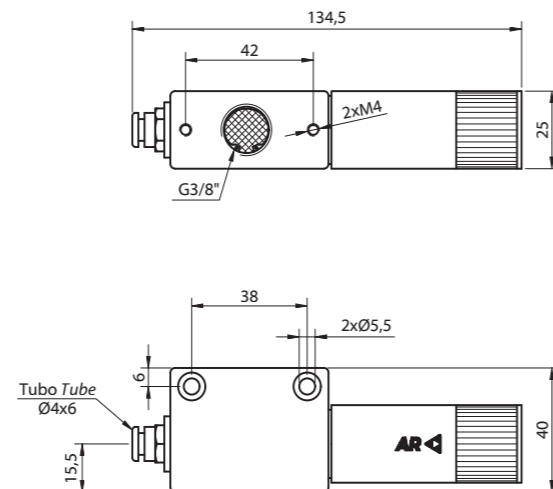
Eyector básico <i>Basic ejector</i>
Eyector con electroválvula 24 V CC / 24 V CA / 220 V CA <i>Ejector with valve 24 V DC / 24 V AC / 220 V AC</i>
Eyector con expulsión rápida <i>Ejector with quick release</i>
Silenciador recambio <i>Spare silencer</i>
Electroválvula recambio 24 V CC / 24 V CA / 220 V CA <i>Spare solenoid valve 24 V DC / 24 V AC / 220 V AC</i>
Bobina de recambio 24 V CC / 24 V CA / 220 V CA <i>Spare coil 24 V DC / 24 V AC / 220 V AC</i>

+ INFO



AQ y AQ+: mayor caudal aspirado libre para aplicaciones porosas o con menores tiempos de evacuación requeridos.
AQ and AQ+: greater suction free flow, for porous applications or when lower evacuation times are required.

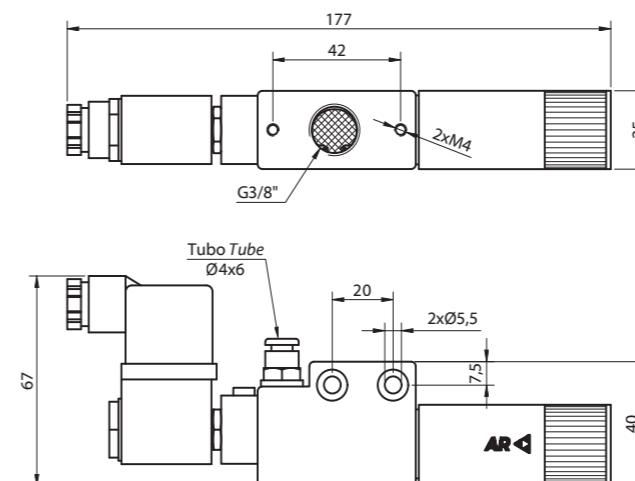
K2BE



STD	AQ	AQ+
-920	-720	-450
60	90	160
60	60	70
4 ... 6	4 ... 6	> 5
75	80	80
--	--	--
T6x4	T6x4	T6x4
G3/8"	G3/8"	G3/8"
Al, latón, PEAD, PP <i>Al, brass, HDPE, PP</i>		
-20 ... 70	-20 ... 70	-20 ... 70
150	150	150

EVK2BE	EVK2BEAQ	EVK2BEAQE1
--	--	--
--	--	--
SILRL1/4	SILRL1/4	SILRL1/4
--	--	--
--	--	--

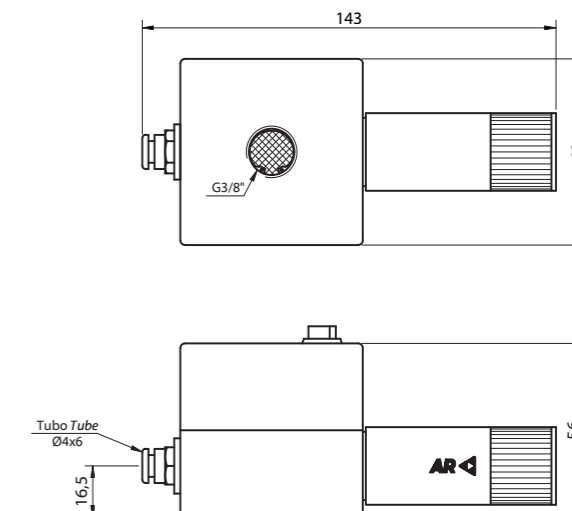
K2BES



STD	AQ	AQ+
-920	-720	-450
65	90	160
55	60	70
4 ... 6	4 ... 6	> 5
75	80	80
2,5	2,5	2,5
T6x4	T6x4	T6x4
G3/8"	G3/8"	G3/8"
Al, latón, PEAD, PP <i>Al, brass, HDPE, PP</i>		
-20 ... 70	-20 ... 70	-20 ... 70
230	230	230

--	--	--
EVK2BES____ 24C / 24A / 220	EVK2BES__AQ 24C / 24A / 220	EVK2BES__AQE1 24C / 24A / 220
--	--	--
SILRL1/4	SILRL1/4	SILRL1/4
EVAFLC____ 24C / 24A / 220	EVAFLC____ 24C / 24A / 220	EVAFLC____ 24C / 24A / 220
BEVAFLC____ 24C / 24A / 220	BEVAFLC____ 24C / 24A / 220	BEVAFLC____ 24C / 24A / 220

K2BEER



STD	AQ	AQ+
-920	-720	-450
60	90	160
60	60	70
4 ... 6	4 ... 6	> 5
75	80	80
--	--	--
T6x4	T6x4	T6x4
G3/8"	G3/8"	G3/8"
Al, latón, PEAD, PP <i>Al, brass, HDPE, PP</i>		
-20 ... 70	-20 ... 70	-20 ... 70
510	510	510

--	--	--
--	--	--
EVK2BEER	EVK2BEERAQ	EVK2BEERAQE1
SILRL1/4	SILRL1/4	SILRL1/4
--	--	--



K2BE

INFORMACIÓN TÉCNICA
TECHNICAL DATA

	[mbar]
Tiempo de evacuación* [s] <i>Evacuation time* [s]</i>	-100
	-200
	-300
	-400
	-500
	-600
	-700
	-800
-900	

K2BE		
STD	AQ	AQ+
1,8	1,2	0,6
4	2,6	1,6
6,9	4,5	2,9
10,5	7,1	5,6
15,4	11	--
21,9	19,5	--
31,5	58	--
49,6	--	--
152	--	--

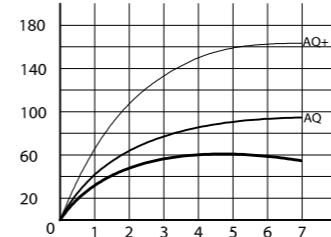
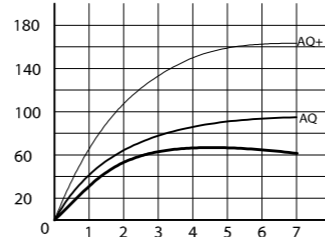
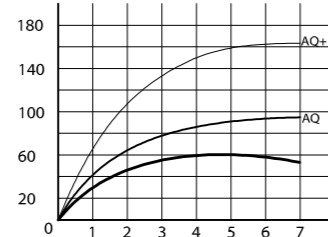
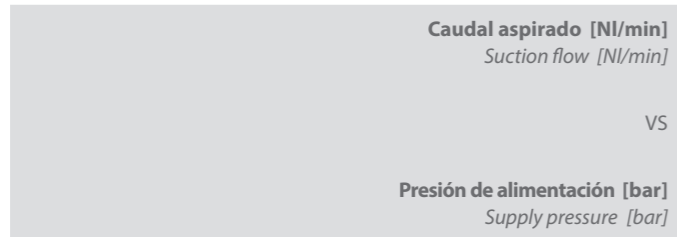
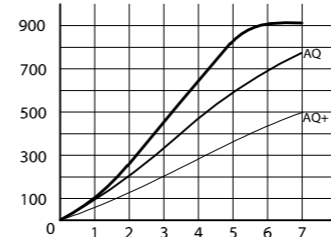
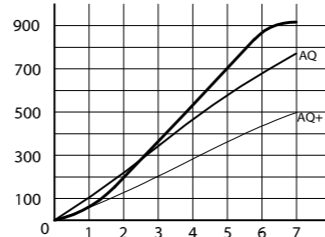
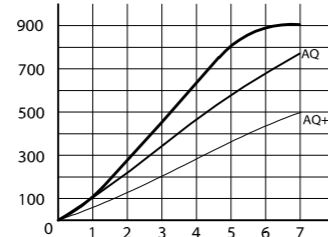

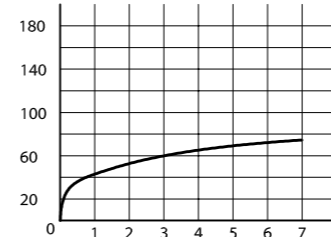
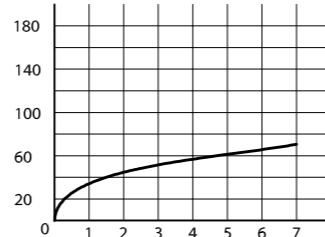
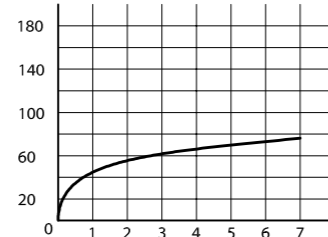

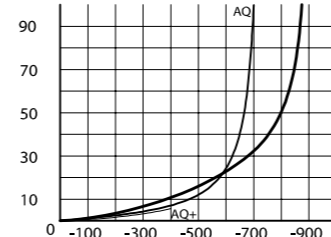
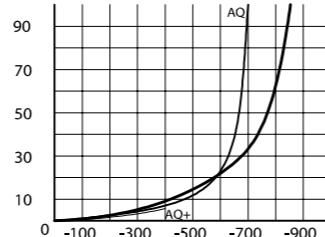
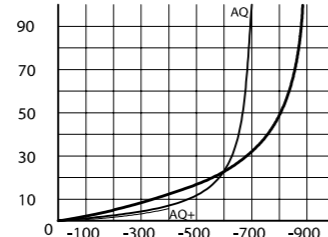

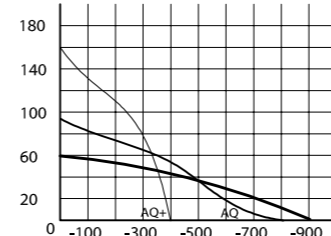
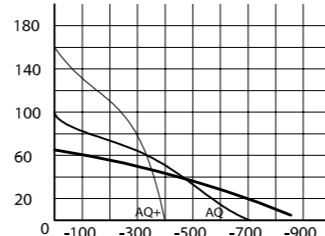
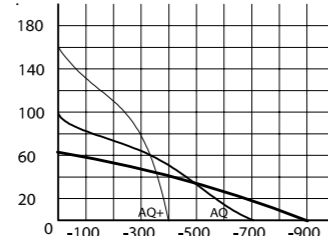

K2BES		
STD	AQ	AQ+
1,6	1,2	0,6
3,6	2,6	1,6
6,1	4,5	2,9
9,7	7,1	5,6
14,7	11	--
21,9	19,5	--
32,7	58	--
63,8	--	--
156	--	--

+ INFO >

AQ y AQ+: mayor caudal aspirado libre para aplicaciones porosas o con menores tiempos de evacuación requeridos.
AQ and AQ+: greater suction free flow, for porous applications or when lower evacuation times are required.

K2BEER		
STD	AQ	AQ+
1,8	1,2	0,6
4	2,6	1,6
6,9	4,5	2,9
10,5	7,1	5,6
15,4	11	--
21,9	19,5	--
31,5	58	--
49,6	--	--
152	--	--

* Para un depósito de 25 L For 25 L tank



GENERADORES
GENERATORS

GENERADORES
GENERATORS